



Georgetown ISD Annual Report 2021-22

Public Hearing February 21, 2023

**LEAD
GROW
SERVE**

2021-22 Annual Report Hearing

- Overview of the 8 sections of the 2021-2022 Annual Report
- Example information from each section
- Discussion with Board

2021-22 Annual Report Hearing

- Presentation will describe the contents of the report as well as where and when the full report will be available to the public
- TEA releases most of the academic data in real time, beginning late Spring of each year
- Much of the data “lags” and is from the 2020-2021 school year
- Includes some data that we’ve been using since Summer 2022
- Informs District & Campus Improvement Plans



8 Sections to Annual Report

1. 2021-22 Texas Academic Performance Report (TAPR) *[shared in July, August + October]*
 - a. ○ District and each Campus in the District
2. 2020-21 PEIMS Financial Standard Report *[shared in last year's budget development process]*
 - a. ○ District and each Campus in the District
3. 2021-22 District Accreditation Status (new)
4. 2021-22 Campus Performance Objectives *[shared last school year]*
5. 2021-22 Report on Violent or Criminal Incidents on Campuses (new)
6. Student Performance in Postsecondary Institutions (2019-20 Graduates) (new)
 - a. ○ Each High School Campus in the District
7. 2021-22 Progress of the District and Each Campus Toward Meeting Board-adopted HB 3 Goals *[shared in June]*
8. 2021-22 TAPR Glossary

Section 1: Texas Academic Performance Report (TAPR)

[shared in July, August + October]

- Data shared previously in July, August and October Board meetings and Board workshops
- Used to determine improvement strategies and inform 2022-2023 planning efforts

2021-22 District Snapshot

District Name **GEORGETOWN ISD**

District Number **246904**

Total Enrollment **12,566**

Region **13**

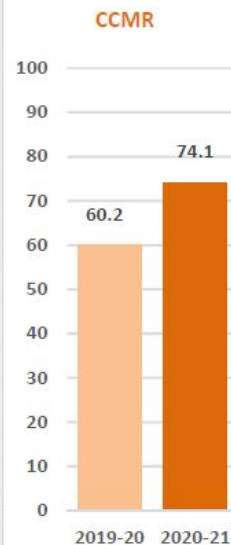
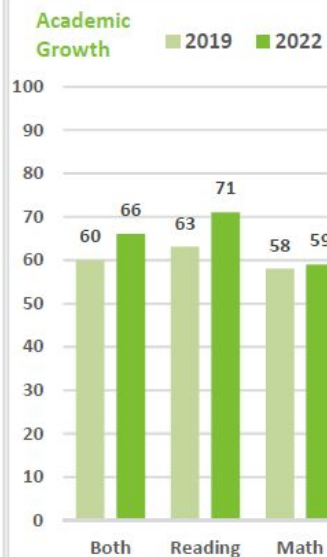
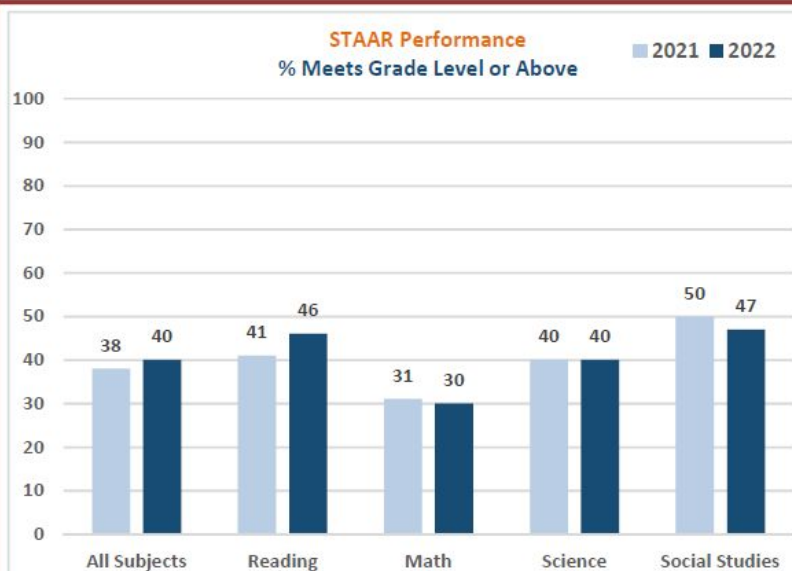
2021-22 Accountability Summary

Overall District Rating **B**

Overall Scale Score **82**

Distinction Designation **Postsecondary Readiness**

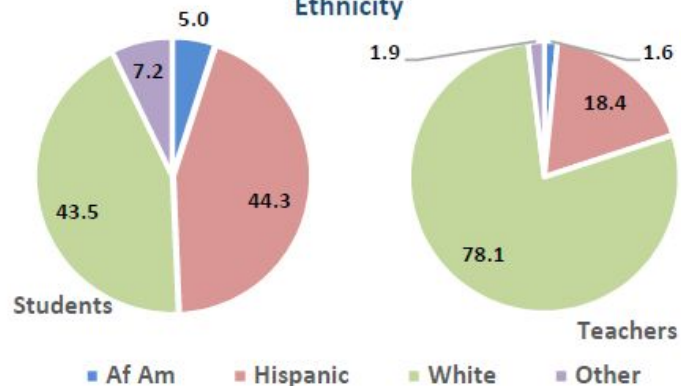
Special Education Compliance Status **Needs Intervention**



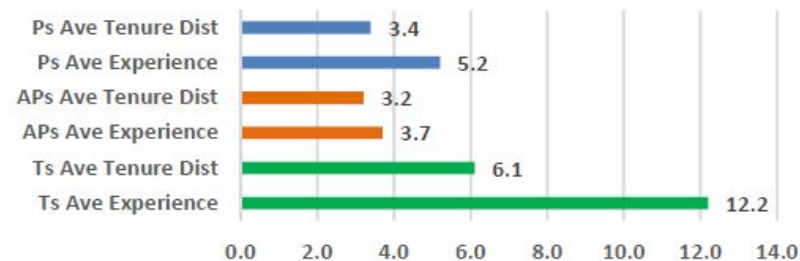
Student Profile (%ages)



Ethnicity



Experience/Tenure (in Years)



% of Teachers by Years of Experience



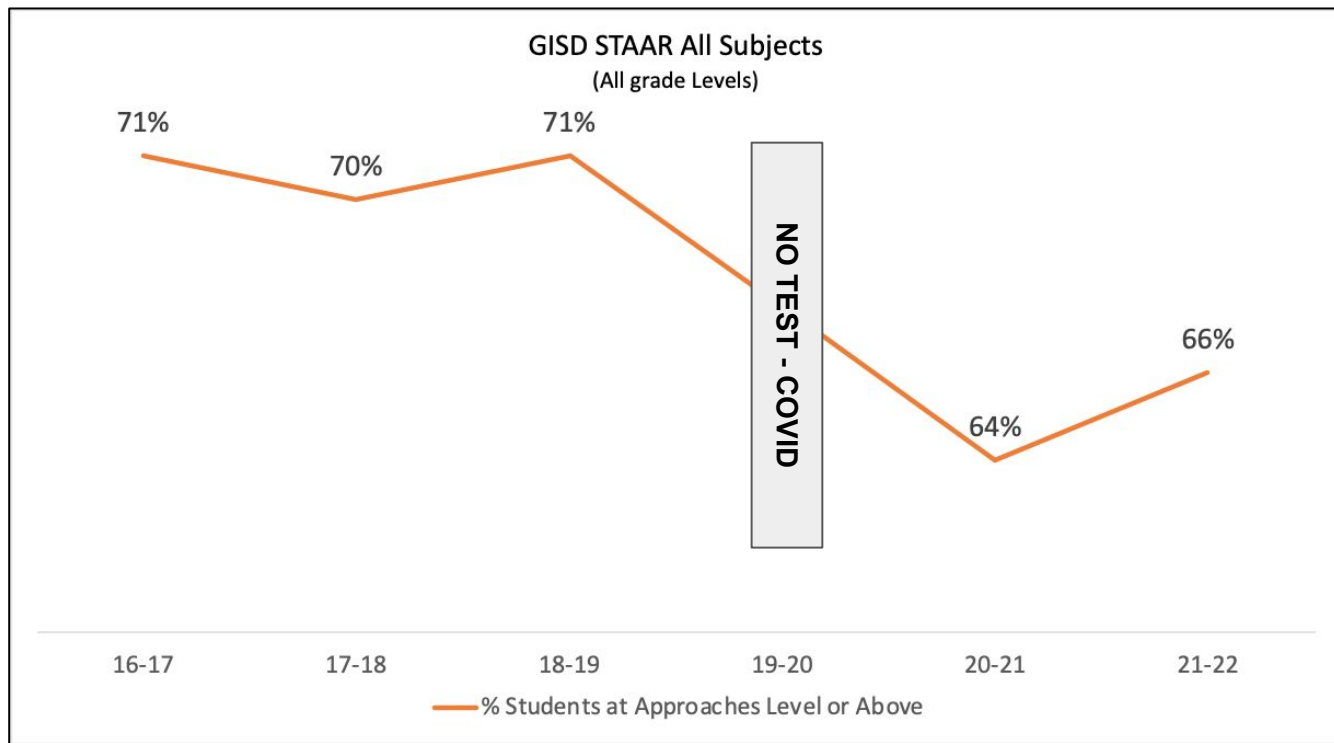
% of Teachers by Highest Degree Held



STAAR District Overview

All STAAR tests combined
(includes Spanish)

Historical approaches level
performance



Summary of 2022 STAAR/EOC Performance

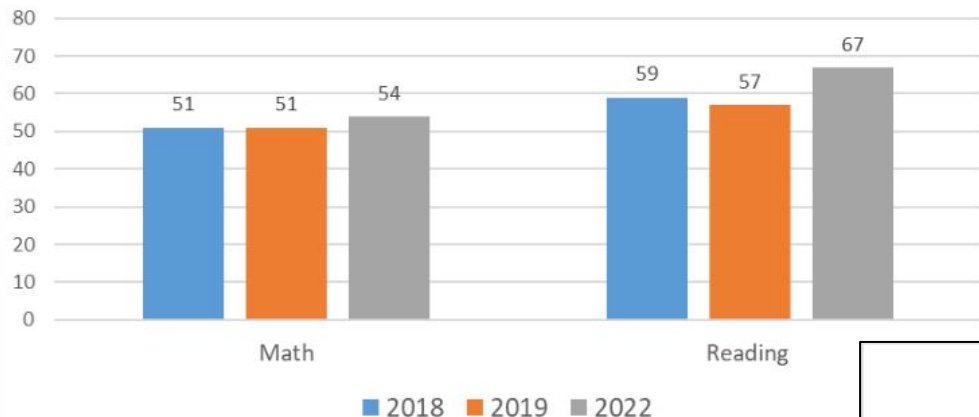
- Average change in STAAR reading indicators grades 3-8 shows 9% increase
- Average change in STAAR math indicators grades 3-8 shows 2% increase
- Of all 15 “passing” indicators grades 3-8 (all subjects), 14 of 15 increased from 2021; 1 indicator remained unchanged

- 71% of performance indicators for STAAR/EOC math maintained or improved from 2021
- 79% of performance indicators for STAAR/EOC reading maintained or improved from 2021
- 44% of performance indicators for STAAR/EOC science maintained or improved from 2021
- 50% of performance indicators for STAAR/EOC social studies maintained or improved from 2021

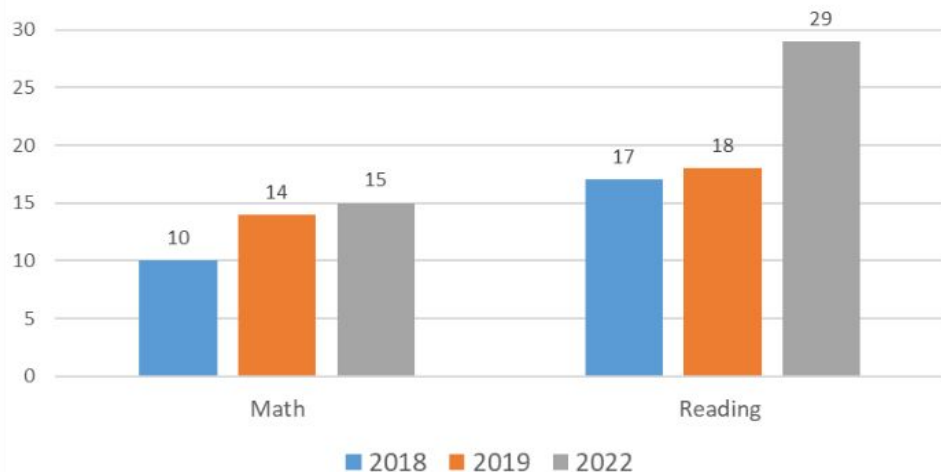
In looking at the data, areas of focus for 22-23 include: math, middle school instruction, special education and english language learners.

STAAR Growth Measures

% GISD Students with Expected or Accelerated Growth on STAAR



% GISD Students with Accelerated Growth on STAAR



District Accountability Results Summary

Better of Achievement or Progress
70%


30%



Student
Achievement

B

85



School
Progress

B

80



Closing
The Gaps

C

75

B

82

Summary of 2022 State Ratings

- In 2022, GISD continues to be rated a B
- In 2022, 2 schools are rated NR
 - In 2019, 4 schools were rated an F and 2 schools were rated a D
 - While Cooper Elementary is NR, they improved their overall accountability score by 12 points
 - While Wagner Middle School is NR, they improved their overall accountability score by 2 points
- 14/16* schools either maintained or improved letter grade rating from 2019
- 9/16* schools improved letter grade rating from 2019
- 12/16* schools increased in their overall numerical accountability score from 2019

**Williams Elem excluded from total school count since this is rating year 1*

Campus Results Summary

	2019	2022		2019	2022
GISD	B	B	Cooper Elementary	F	NR
EVHS	B	C	Ford Elementary	B	B
GHS	B	B	Frost Elementary	F	B
Richarte	B	A	McCoy Elementary	B	C
Benold Middle	C	B	Mitchell Elementary	C	B
Forbes Middle	D	C	Purl Elementary	C	C
Tippit Middle	F	C	Village Elementary	C	C
Wagner Middle	F	NR	Williams Elementary	—	C
Carver Elementary	D	B	Wolf Ranch Elementary	C	B

*To align with Senate Bill 1365, a Not Rated (NR) label is used when domain or overall scale is below 70.

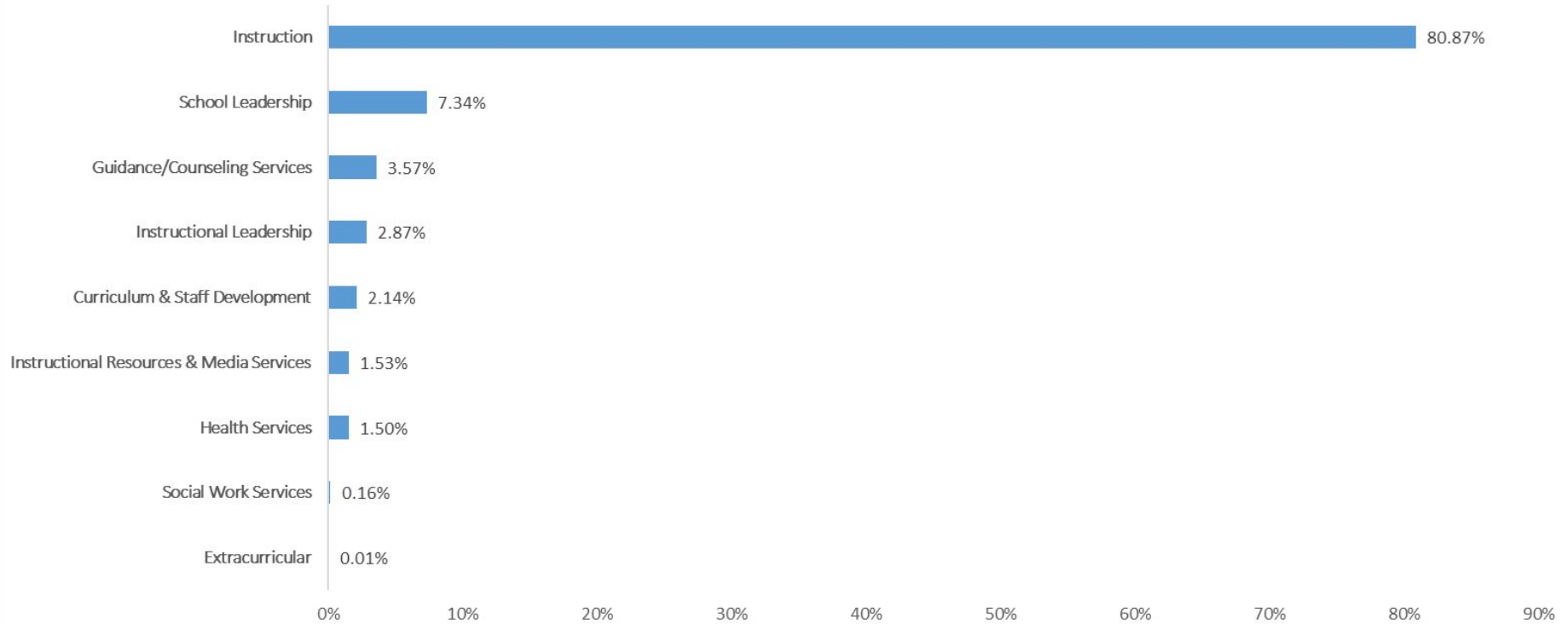
Section 2: 2020-21 Financial Actual Reports

*[shared in last school year's budget
development process]*

Available for district and each
campus:

- Revenues
- Expenditures
- Disbursements
- Tax Rates
- Fund Balance

2020-21 GISD Operating Expenditures



Section 3: Georgetown ISD 2021-22 Accreditation Status

(new)

Generally, each year TEA assigns one of four accreditation statuses to each district in the state:

1. *Accredited*
2. *Accredited-Warned*
3. *Accredited-Probation*
4. *Not Accredited-Revoked*

Because student performance is a key indicator in the state accreditation system, TEA has suspended the assignment of accreditation statuses until the 2022-23 school year

Therefore, no district was assigned an accreditation status for 2021-22

Section 4: Campus Performance Objectives

(shared last school year)

- Each campus has developed and is implementing a Campus Improvement Plan (CIP) or a Targeted Improvement Plan (TIP)
- Each CIP/TIP includes **performance objectives** (approved by the Board) that are based on data analysis and needs assessments
- CIP/TIPs for the 2021-2022 school year are posted on the district's website and are available for review at the district's central office or at the applicable campus

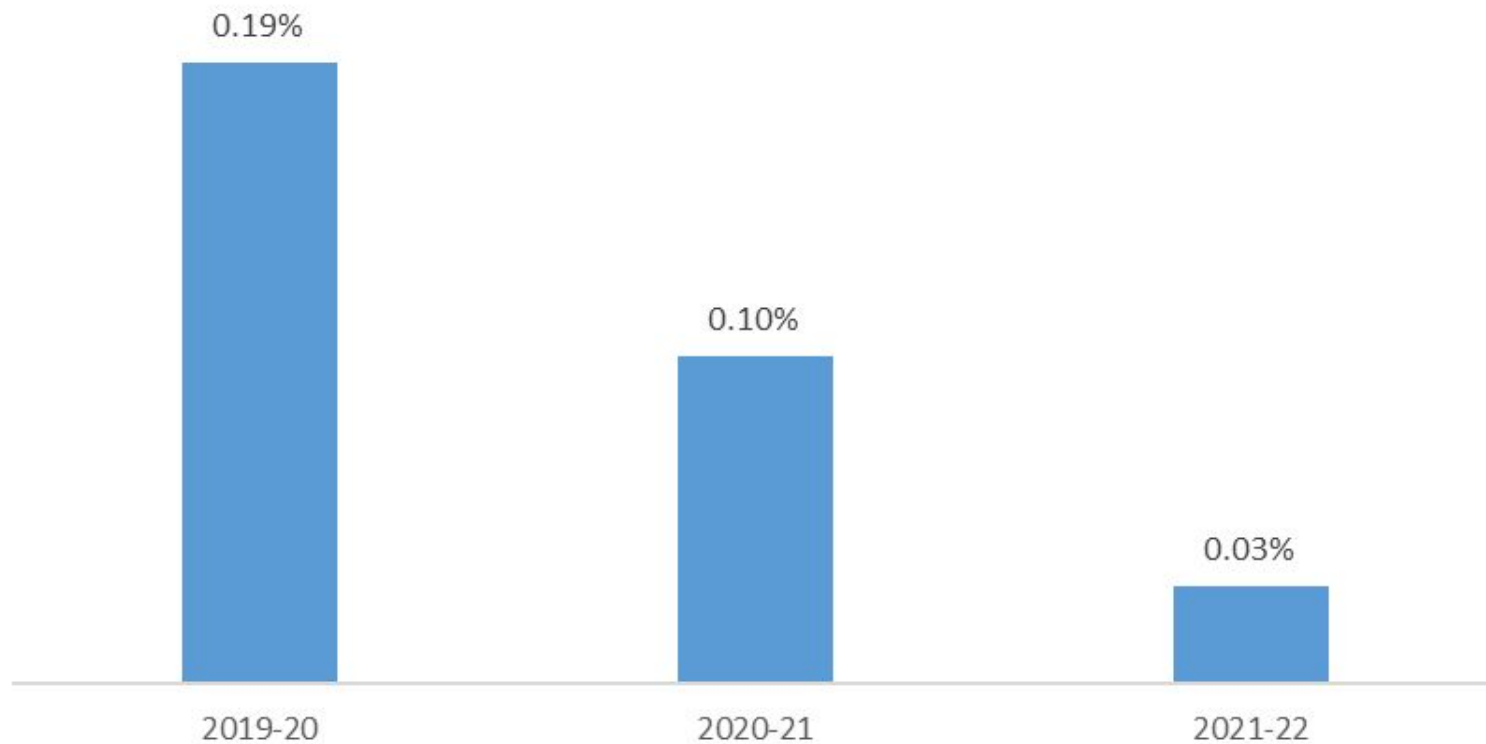
Section 5: Report on Violent or Criminal Incidents

(new)

Report on violent or criminal incidents that occur at each campus includes:

- Number, rate and type of violent or criminal incidents that occurred on each campus (to the extent permitted under FERPA)
- Descriptions of school violence prevention and violence intervention policies and procedures used to protect students

GISD Rate of Criminal/Violent Incidents

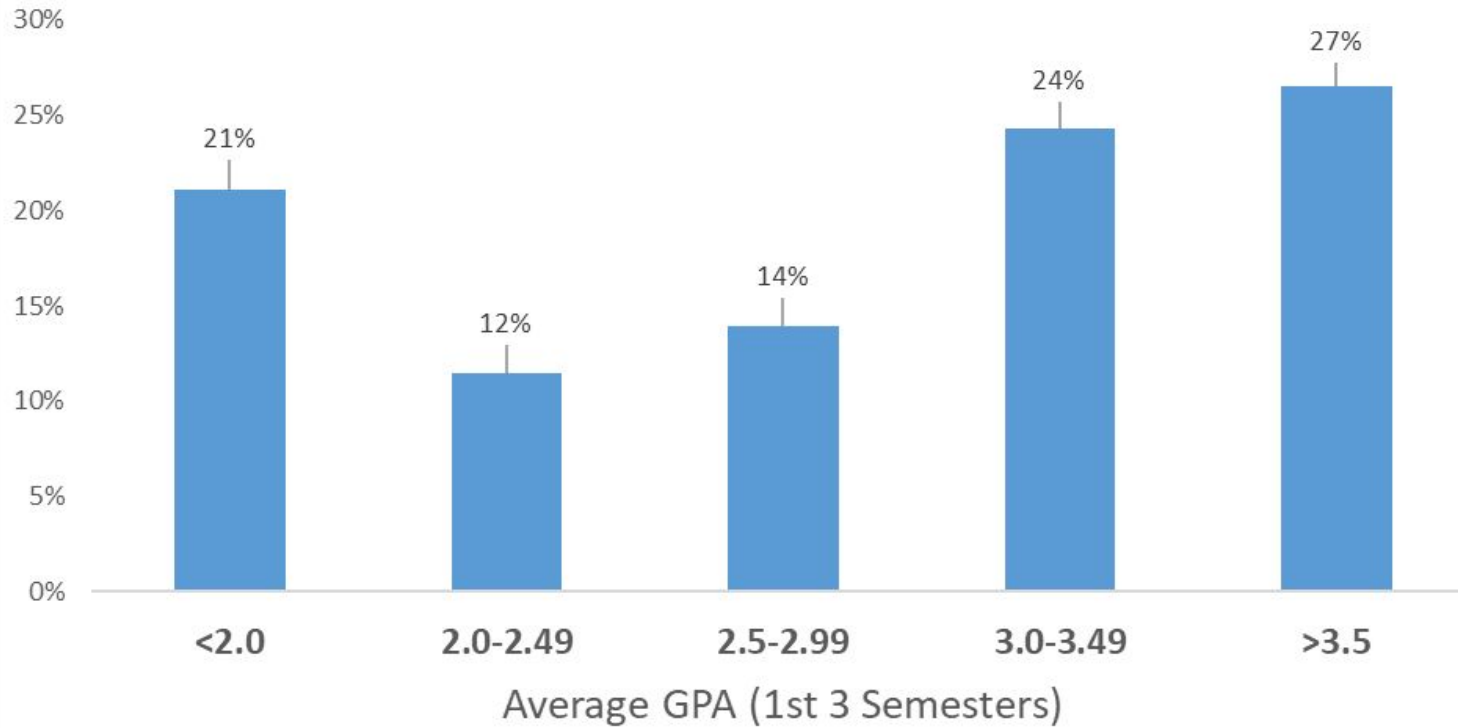


Section 6: Student Performance in Postsecondary Institutions

(new)

- Includes **student performance in postsecondary institutions** during the **first year enrolled after graduation from high school**
- The most current report is for **2019-20 High School Graduates**
 - Student performance is measured by the college-level Grade Point Average (GPA) earned by 2019-20 high school graduates who attended public four-year and two-year institutions of higher education in fiscal year 2020

Average GPA of 2019-20 GISD Graduates



Section 7: Progress Toward Meeting Board-Adopted HB 3 Goals

(shared in June)

Progress of the district and each campus
as of the end of 2021-22 school year
toward meeting House Bill 3 Goals in:

- Early childhood literacy and mathematics proficiency
- CCMR

Early Literacy Board Outcome Goal						
The percentage of 3rd grade students meeting or mastering grade level standards on STAAR Grade 3 Reading will increase from 37% to 51% by August 2025.						
Yearly Target Goals						
2019 (Baseline)	2020	2021 (Actual)	2022 (Actual)	2023	2024	2025 (Target)
37%	COVID	39% (36%)	42% (50%)	45%	48%	51%

Early Numeracy Board Outcome Goal						
The percentage of 3rd grade students meeting or mastering grade level standards on STAAR Grade 3 Math will increase from 35% to 51% by August 2025.						
Yearly Target Goals						
2019 (Baseline)	2020	2021 (Actual)	2022	2023	2024	2025 Target
35%	COVID	38% (25%)	41% (34%)	44%	47%	51%

CCMR Board Outcome Goal						
The percentage of graduates that meet the criteria for CCMR will increase from 71% to 100% by August 2025.						
Yearly Target Goals						
2019 Baseline	2020 (Actual)	2021 (Actual)	2022	2023	2024	2025 Target
71%	75% (77%)	80% (**60%)	67% (74%)	80%	90%	100%

To see more information on accountability and student performance, scan the codes to see our July/Aug/Oct board workshop and meeting presentations



July Workshop



Aug Workshop



Oct Board Mtg

Resources and Availability of Annual Report

**LEAD
GROW
SERVE**

- The District's Annual Report will be posted on the district's website within 2 weeks after this meeting
- Copies will also be available at the district's central office and on campuses in the district